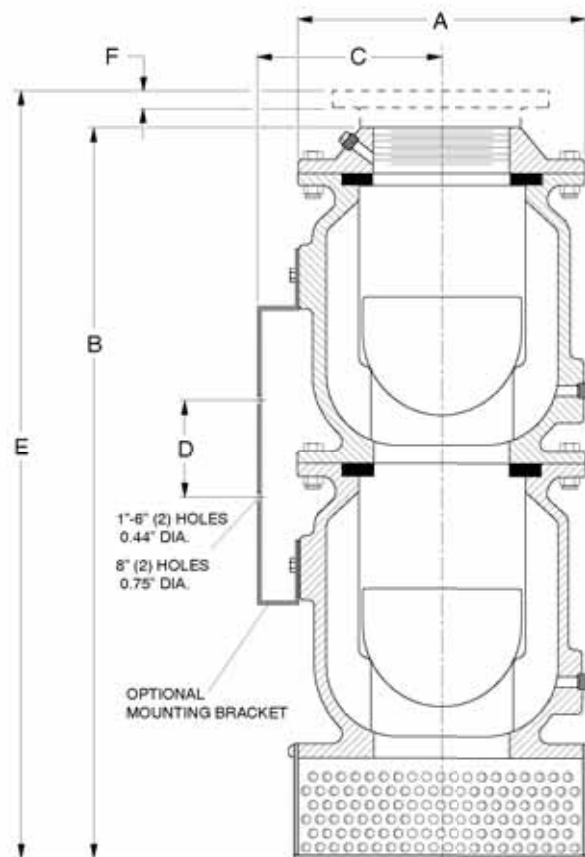


# FLOOD SAFE



Options		
Option	Model No.	Components
Field Test Kit	SPK-1301 to SPK-1308*	Test Cocks, Plug, & Piping
Wall Bracket	SPK-1301-80 to SPK-1308-80	Bracket & Screws for Wall Mounting

\* Example: SPK-1306 = 6" Kit

Installation Dimensions, Inches										
Valve Size	Model No.	Connection Size	MSP* (PSI)	A	B	C	D	E	F	Optional Bracket
1	1301	1" NPT	25	6.38	13.88	5.03	2.13	--	--	SPK-1301-80
2	1302	2" NPT	25	7.25	16.75	5.75	2.38	--	--	SPK-1302-80
3	1303	3" NPT	25	9.00	20.38	6.75	3.06	--	--	SPK-1303-80
4	1304	4" NPT	25	9.25	23.00	7.25	3.12	--	--	SPK-1304-80
6	1306	6" NPT	25	12.75	--	9.13	4.81	30.59	.69	SPK-1306-80
8	1308	8" FLG	25	14.62	--	10.62	6.00	23.62	.69	SPK-1308-80

\* MSP-MAX. Submergence pressure (Device is NOT subjected to system pressure.) Larger sizes available. Consult factory for info.

Val-Matic's quality of design and meticulous workmanship has set the standards by which all others are measured. Quality design features such as Type 316 stainless steel trim as standard on Air Release, Air/Vacuum and Combination Air Valves...combined resilient/metal to metal seating for Silent Check Valves...stabilized components that provide extended life of the Dual Disc Check Valves...high strength and wear resistant aluminum bronze trim as standard for Tilted Disc Check valves...unrestricted full flow area through Swing-Flex and SURGEBUSTER Check Valves...heavy duty stainless steel

screened inlet on Sure Seal Foot Valves...a Cam-Centric Plug Valve with more requested features than any other eccentric plug valve, and the American-BFV Butterfly Valve that provides a field replaceable seat without the need for special tools. These features coupled with our attention to detail put Val-Matic valves in a class by themselves.

Val-Matic is totally committed to providing the highest quality valves and outstanding service to our customers. Complete customer satisfaction is our goal.

**VAL-MATIC**

**VAL-MATIC VALVE AND MANUFACTURING CORP.**

905 RIVERSIDE DRIVE • ELMHURST, IL 60126  
630/941-7600 • FAX: 630/941-8042  
www.valmatic.com valves@valmatic.com



**The newest advancement in water security protects your most precious resources.**

*Protecting water treatment systems from terrorism and environmental contamination is the most urgent issue facing the water industry today.*

***Is Your System Safe?***



# FLOOD SAFE

Inflow Preventer

Protection From:

***Flooding***

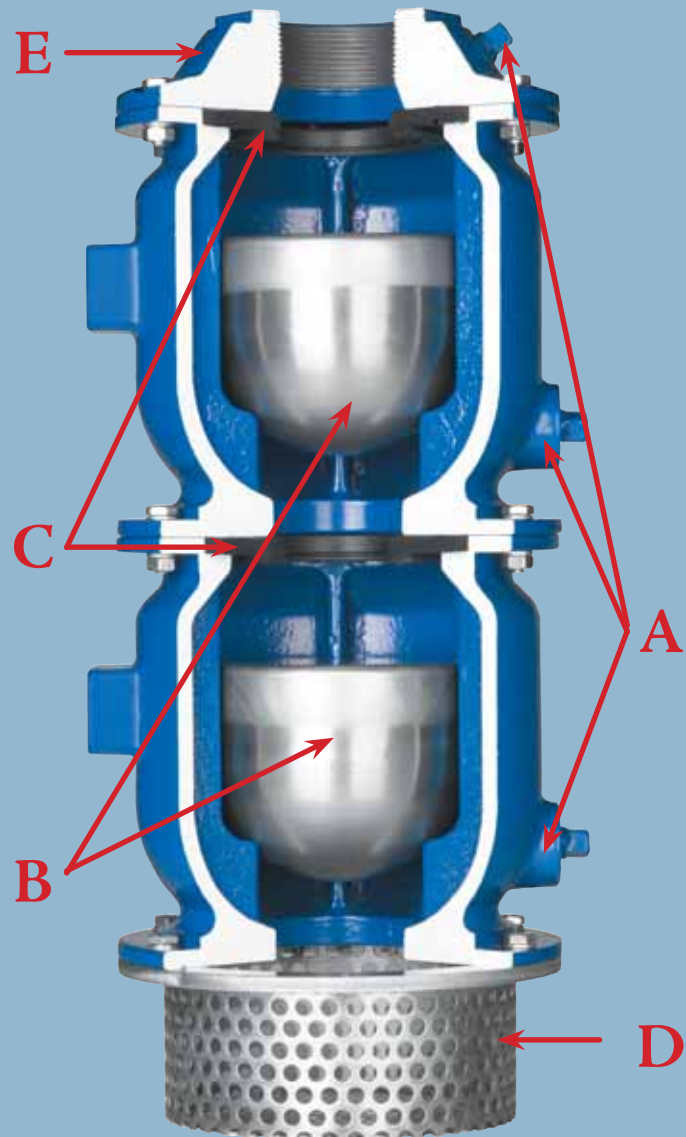
***Contamination***

***Terrorism***

**VAL-MATIC**



**FLOOD SAFE**



**Dual Chambers for Added Protection**

Chambers constructed of Ductile Iron and coated with Fusion Bonded Epoxy on interior and exterior.

**Lower Chamber**

The lower chamber, or primary chamber, prevents contaminated water from continuing past its resilient seat.

**Upper Redundant Chamber**

The upper chamber is redundant and provides protection against failure of the lower chamber's ability to seal and stop the flow of contaminated water into the air valve or vent outlet.

**A. Test Ports**

Provides for independent testing of both chambers.

**B. Float Checks**

All type 316 Stainless Steel for long, trouble free life. Sized to assure rapid closure upon the entry of fluid into the chamber.

**C. Resilient Seats**

Patented resilient seats are specially designed and formulated by leading rubber chemists to assure drop tight closure at low pressures.

**D. Basket Screen**

Heavy duty type 304 Stainless Steel screen with flow area 4 times that of the FloodSafe® inlet. Assures full flow of air/vacuum valve while preventing debris from entering. Bayonet mounted for easy removal and inspection.

**E. Cover**

Coated with NSF 61 Approved Fusion Bonded Epoxy on interior and exterior. Cover port sized to allow for full venting capacity of air valve or vent.

**Materials of Construction**

Component		Material
Upper & Lower Chambers, Cover		Ductile Iron, ASTM A536 Grade 65-45-12
Upper & Lower Check Floats		Type 316 Stainless Steel
Check Seat		Resilient
Basket Screen		Type 304 Stainless Steel
Coatings	Interior	NSF 61 Approved Fusion Bonded Epoxy
	Exterior	NSF 61 Approved Fusion Bonded Epoxy

**Cross Contamination Control:  
First Backflow Prevention - Now INFLOW Prevention....**

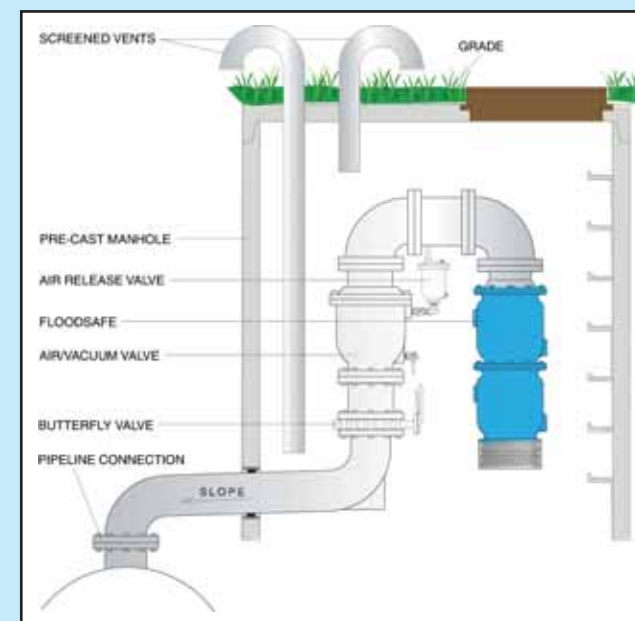


Water security is moving beyond gates and locks! Inflow prevention is designed to protect your drinking water just as backflow prevention has done for years. Backflow prevention protects your pipeline from contaminated water becoming drawn in and mixing with potable water due to pressure changes. Inflow prevention protects your drinking water by preventing contaminated water from entering the line through devices such as vault installed air valves and reservoir vents.

Preventing contaminated water from entering potable water systems through air valves and vents has long been a concern. It can happen as a result of floodwater or from more disturbing reasons such as terrorism. Now, through Inflow Prevention, these access points can be protected just as backflow prevention has protected water systems in the past.

**A Solution that Delivers**

The FloodSafe® inflow preventer is a revolutionary patented system that provides unrivaled vault protection from contaminants. By preventing water from passing through the FloodSafe®, contaminated floodwater or water that has been compromised by intentional tampering are prevented from entering the air valve outlet and are subsequently unable to enter the system. While preventing the system from becoming compromised, the FloodSafe® still allows the air valve or vent to exhaust and admit air to the system. The FloodSafe® is equipped with built in redundancy to give you peace of mind. In the event of failure by the first float check, a second float check prevents contaminated water from reaching the pipeline. Like backflow preventers, the FloodSafe® is a durable, reliable, and critical solution to the integrity of every water system in service today and those being developed for the future. The FloodSafe® is field testable allowing both chambers to be independently tested.



**How it Works**

The FloodSafe is piped to the outlet of an air release valve, air/vacuum valve or vent. As water in a flooded area or vault rises the float check in the lower chamber rises preventing contaminated water from continuing past the chamber. The redundant upper chamber provides a backup in much the same way a backflow preventer works. If contaminated water continues past the seat of the lower chamber the float check in the upper chamber rises preventing fluid from reaching the air valve outlet. Under normal operating conditions the FloodSafe® provides full venting capacity of the air valve or vent.